


# EBSRAY PUMPS



## ***R Series*** ***Model RB10*** ***.....for LPG Applications***



Quality  
Endorsed  
Company  
ISO 9001  
Lic 3332  
Standards Australia

Head Office and Works



# R Series Model RB10



The EBSRAY MODEL RB10 REGENERATIVE TURBINE PUMP is designed and precision built for high flow / high pressure transfer of LPG, AUTOGAS, PROPANE, BUTANE and DME - mainly from underground or semi buried storage tanks.

## Specifications

Max Flow @ 2,900 RPM.....	140 L/min
Max Differential Pressure @ 2,900 RPM.....	1,375 kPa
Hydrostatic Test Pressure .....	7,000 kPa
Max Speed .....	3,500 RPM
Power Range .....	To 7.5 kW

## Porting:

Inlet .....	Flanged DN 50 (2") ANSI Class 300
Outlet .....	Flanged DN 25 (1") ANSI Class 300

## Features

- ✓ Direct coupled to 2,880 RPM or 3,500 RPM motors
- ✓ Quiet, Vibration free operation
- ✓ Other drive options: Vee belt, engine or PTO
- ✓ Low maintenance
- ✓ Balanced Mechanical Seal - precision lapped faces - excellent service life
- ✓ Throttle Bush - increased safety - meets API 610.
- ✓ Low NPSH booster first stage impeller.
- ✓ Flanged Porting - simple, safe operation

## Typical Services

- Autogas Applications
- Bulk Transfer
- Aerosol Industries
- Cylinder Filling
- Bulk Filling
- Forklift Refuelling
- Agricultural Industries
- Marine Dispensing
- Driveway Dispensing - up to 4 hoses
- Direct Burner/Vaporiser feed

## Allied Equipment

Manufactured by EBSRAY includes Submersible, aboveground, tanker and depot pumps, Bypass Valves, vapour removal valves, and vented tamperproof acoustic enclosures.

## Assured Quality and Performance

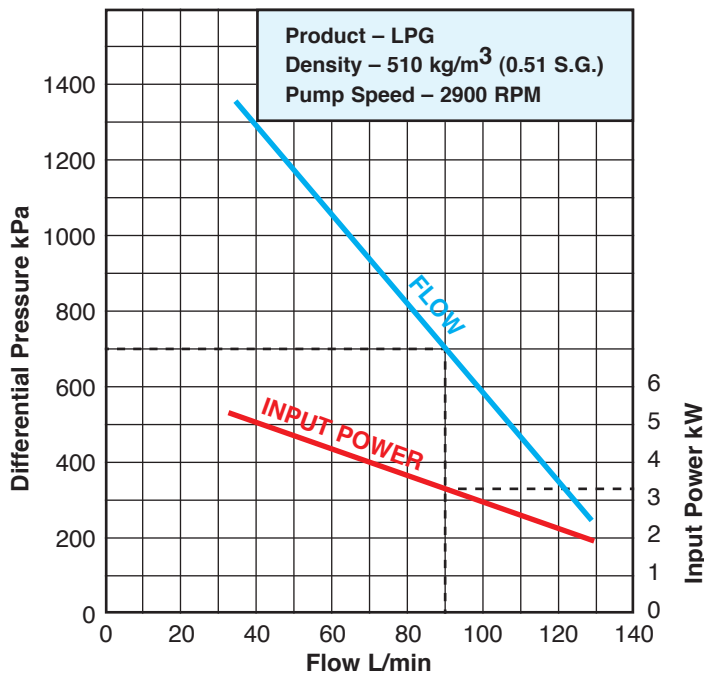
EBSRAY's ISO 9001 Quality System assures compliance with the high safety and quality standards demanded by the LPG industry.

All EBSRAY RB10 pumps are hydrostatically tested after assembly. They are then run-tested to simulated duty point prior to dispatch to guarantee pump integrity and performance in accordance with the specifications.

**All Ebsray LPG Pumps, Pumpsets and Bypass Valves are designed and manufactured in Australia and comply with the requirements of Australian Standard AS1596**

**Engineered in Australia**

# Performance



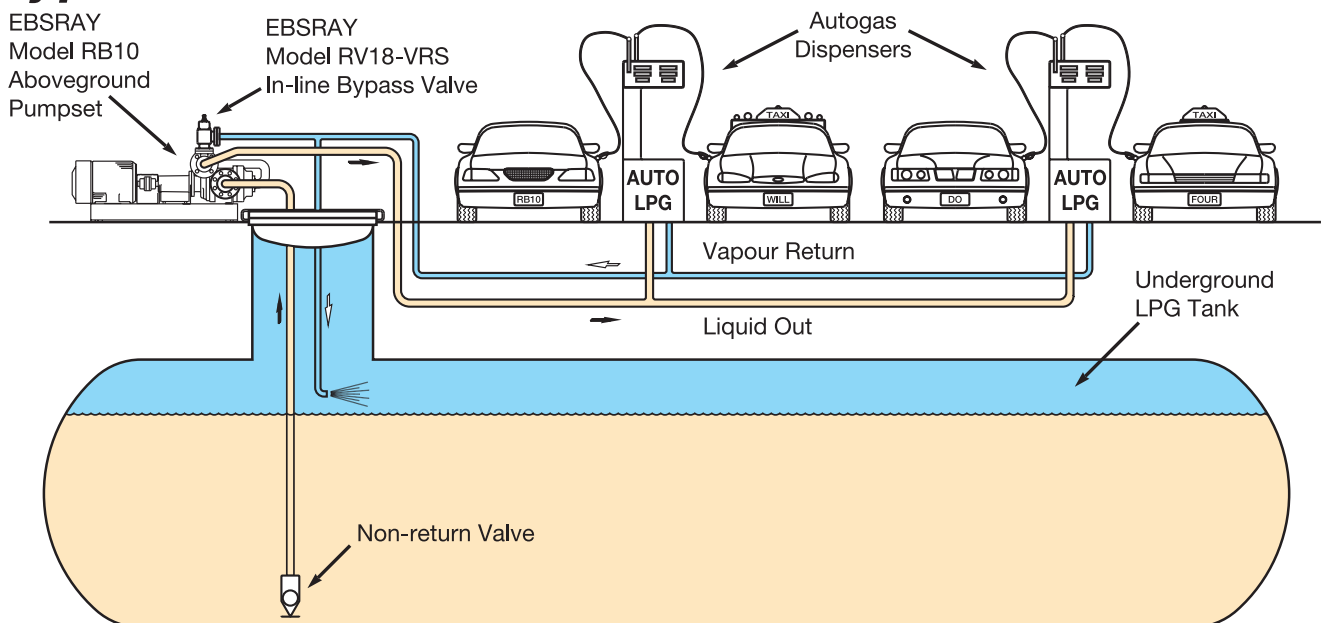
## EXAMPLE

Differential pressure ..... 700 kPa  
Flow ..... 91 L/min  
Input Power ..... 3.25 kW

## Note:

For 60 Hz (3,500 RPM) operation, refer to specific performance curve

# Typical Installation



## Operation

Pumping LPG from underground storage tanks demands exceptionally stringent and unique design requirements in both the pump and system.

The RB10 Pump relies upon complex and finely balanced thermodynamic principles exhibited when the pump interacts with the LPG liquid during the actual pumping cycle. The slight differential in vapour pressure thus created instantaneously 'drives' the LPG up to the pump - overcoming the static head and friction losses in the 'suction' system. (Optimum system design

is essential and Ebsray's qualified technical staff can assist fully.)

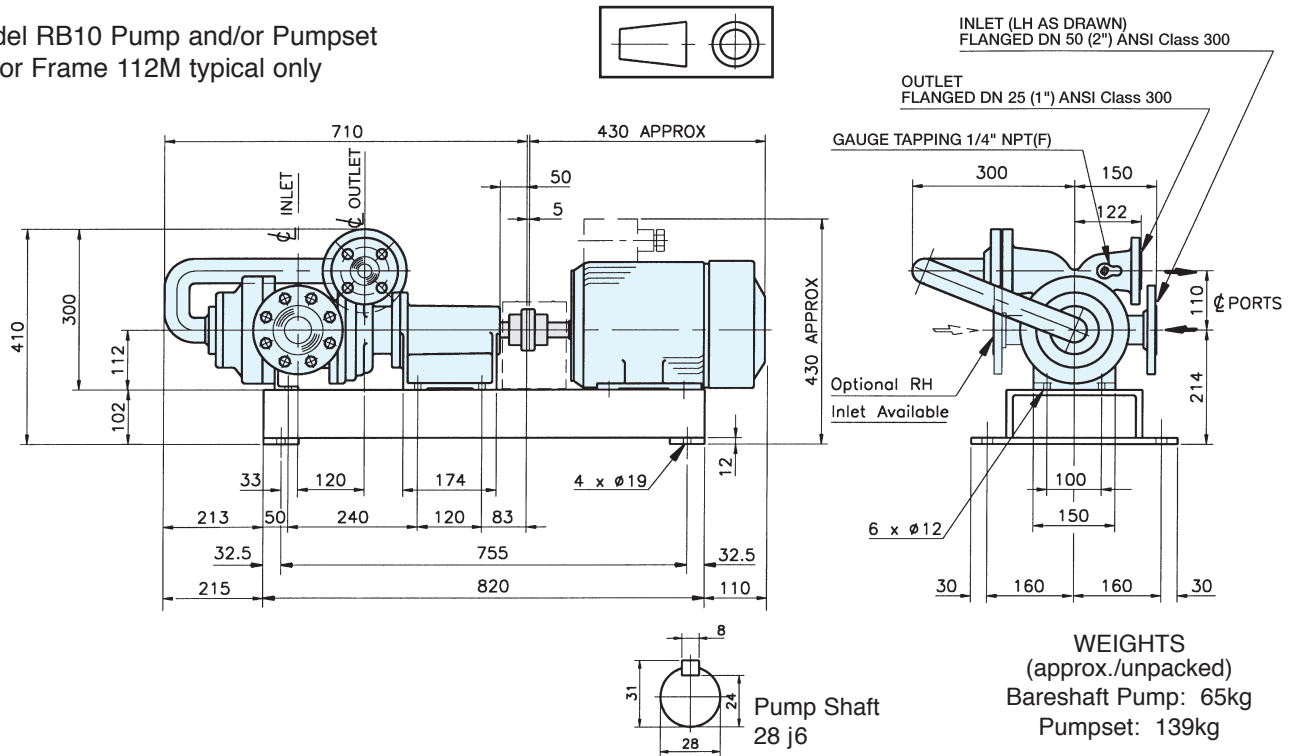
Naturally, the pump must be tolerant of handling significant quantities of vapour without sustaining internal damage nor generating noise / vibration whilst still maintaining the specified flow rate.

The EBSRAY RB10 Pump fulfills these requirements.

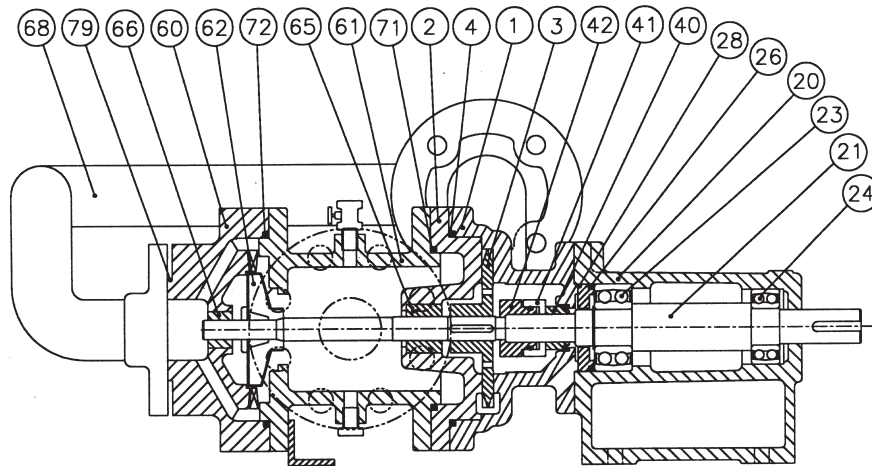


# Dimensions

Model RB10 Pump and/or Pumpset  
Motor Frame 112M typical only



## Parts/Materials



Cat. #	Description	Material
1	Body	Ductile Iron
2	Cover	Ductile Iron
3	Second Stage Impeller	Gunmetal
4	'O' Ring	Nitrile
20	Bracket	Cast Iron
21	Shaft	High Tensile Steel
23	Bearing - Inspection End	Commercial
24	Bearing - Drive End	Commercial
26	'O' Ring Bracket	Nitrile
28	Throttle Bush	Gunmetal
40, 41, 42	Mechanical Seal Assembly	Carbon/Niresist/Nitrile
60	Impeller Housing	Ductile Iron
61	Suction Manifold	Ductile Iron
62	First Stage Impeller and Diffuser	Stainless Steel
65	Cover Bearing	Carbon
66	Impeller Housing Bearing	Carbon
68	Transfer Manifold	Steel
71	'O' Ring Suction Manifold	Nitrile
72	'O' Ring First Stage	Nitrile
79	Gasket	Commercial

### Warranty

All Ebsray manufactured pumps and equipment are warranted for a full 12 months against faulty workmanship and/or materials. Refer to Ebsray or Factory Appointed Representative.

### Note

All specifications and illustrations are typical only and subject to revision without notice. Certified data available on request

DISTRIBUTED BY:

**Fullgas**

Paseo de las Flores, 36  
28823 Coslada, Madrid  
Tel. 902 100 345 • F. 914 850 333  
Mail: [fullgas@fullgas.es](mailto:fullgas@fullgas.es) • [www.fullgas.es](http://www.fullgas.es)

## EBS-RAY PUMPS PTY. LIMITED

ABN 52 000 061 003

Head Office and Works  
628 Pittwater Road  
Brookvale NSW 2100  
Australia.

Telephone: (61 2) 9905 0234  
Fax: (61 2) 9938 3825  
[www.ebsraypumps.com.au](http://www.ebsraypumps.com.au)

Branch Office Victoria  
Phone: (03) 9706 7263  
Fax: (03) 9706 7312

Branch Office Queensland  
Phone: (07) 3260 7411  
Fax: (07) 3260 7422



ISO 9001  
Lic 3332  
Standards  
Australia

Quality  
Endorsed  
Company

